

Signify Classified - Internal
Cooper Lighting Solutions Photometric Lab
1121 Highway 74 South
Peachtree City, GA 30269



Scaled data based on original data using
LM-79-08 Approved Method: Electrical and Photometric Measurements of Solid-
State Lighting Products

Test Report Prepared for
Cooper Lighting Solutions
(formerly Eaton)

Brand: STREETWORKS

Report Number: P867633

Luminaire Tested: **MEM2-HTN-SA-60-750-U-T3**

Issue Date: 08/21/2024



Test Information

Test Method: LM-79-08
Report Number: P867633
Test Lab: INNOVATION CENTER(G3)
Issue Date: 08/21/2024
Manufacturer: COOPER LIGHTING SOLUTIONS (FORMERLY EATON)
Product Line: STREETWORKS
Catalog Number: MEM2-HTN-SA-60-750-U-T3
Description: EPIC MODERN TALL HOUSING DISCRETE LED ARRAYS 60W 70CRI 5000K
FIXTURE w/ TYPE III DISTRIBUTION OPTIC
Light Source: (20) 5000K CCT, 70 CRI LEDS
Ballast/Driver: ELECTRONIC DRIVER

Summary

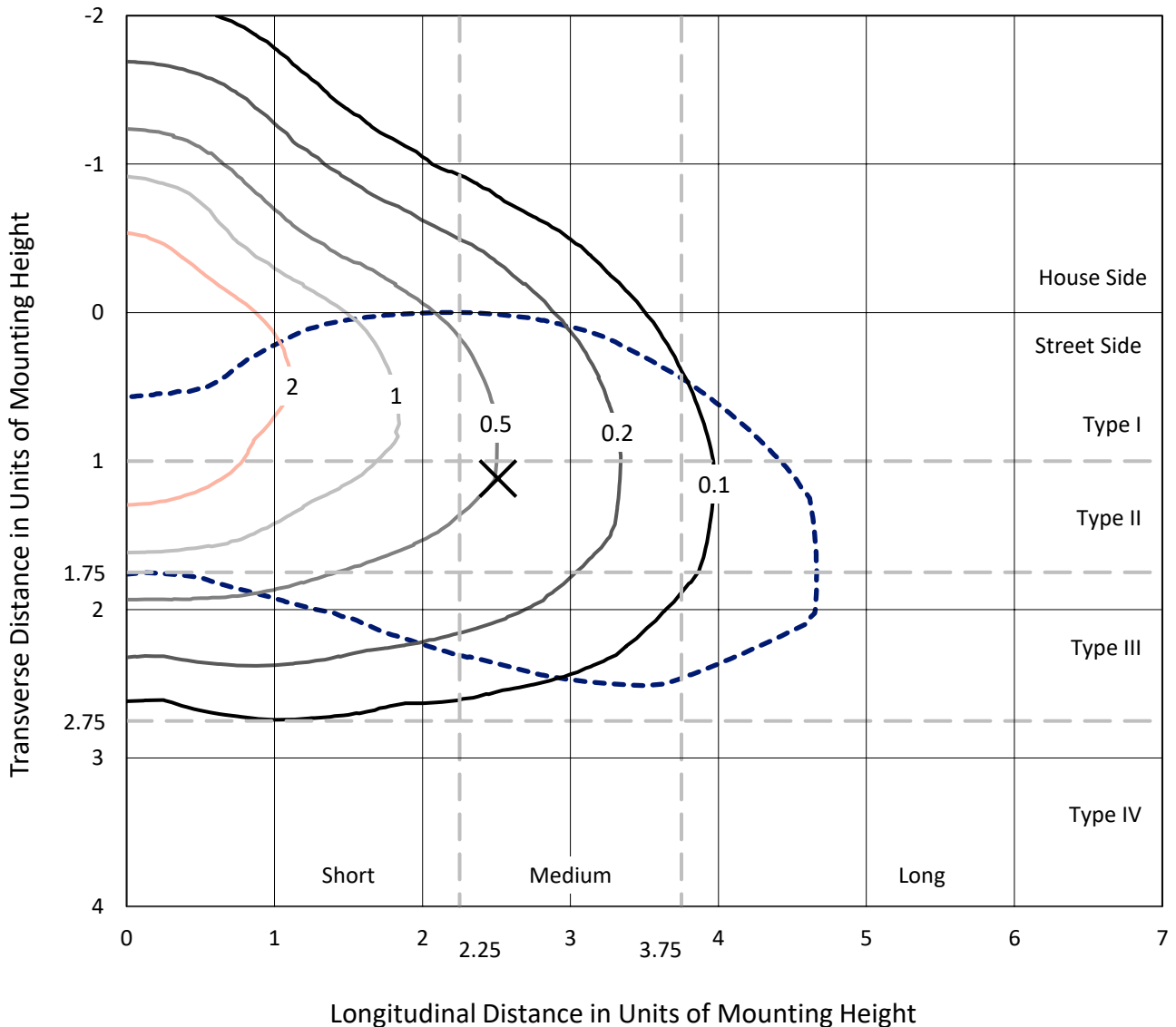
Lumens per Lamp: N/A
Luminaire Lumens: 9250.7 lumens
Efficiency: N/A
Efficacy: 151.7 lumens/watt
Luminous Opening: Rectangular (W 0.67' x L: 0.33' x H: 0')
IES Classification: Type III - Medium
BUG Rating: B2 - U0 - G2

Input Watts (W): 61
Input Voltage (V): 120
Input Current (A_{in}): NR
Voltage Rise (V): NR
Power Factor: 0.99
Total Harmonic Distortion (THDi): 9.89%
Frequency (hertz): 60
Stabilization Time: NR
Operation Time: NR
Ambient Temperature (°C): NR
Test Distance: 24 FT

REPORT NUMBER: P867633
 CATALOG NUMBER: MEM2-HTN-SA-60-750-U-T3

Iso-Footcandle Lines of Horizontal Illumination

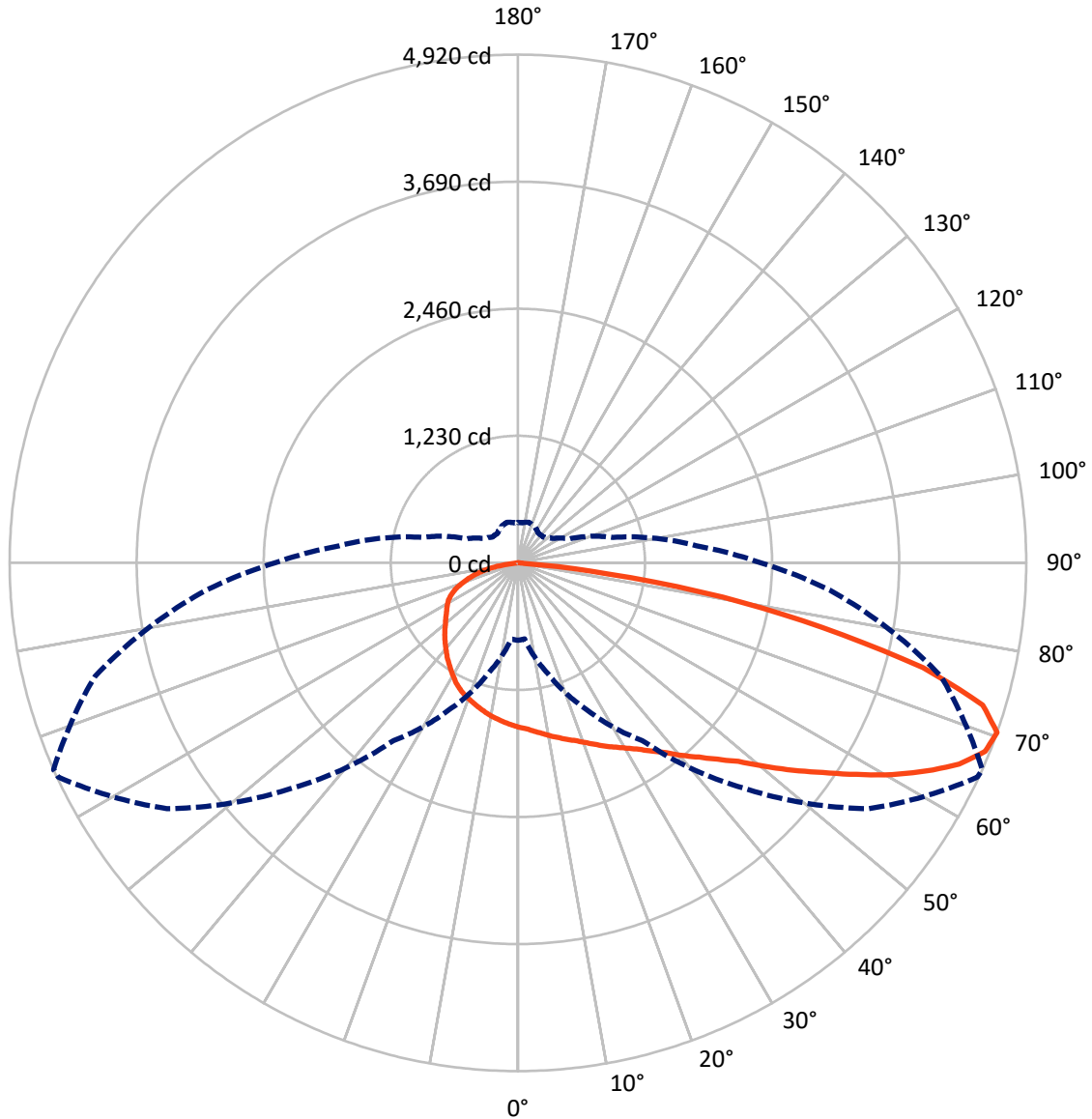
× Max cd
 - - - 1/2 Max cd



Based on 20 foot mounting height. Maximum calculated value = 4.3 fc
 Type III - Medium - N/A

REPORT NUMBER: P867633
CATALOG NUMBER: MEM2-HTN-SA-60-750-U-T3

Luminous Intensity Polar Plot



— Vertical Plane Through 66-Deg Lateral - - - Horizontal Cone Through 70-Deg Vertical

REPORT NUMBER: P867633
 CATALOG NUMBER: MEM2-HTN-SA-60-750-U-T3

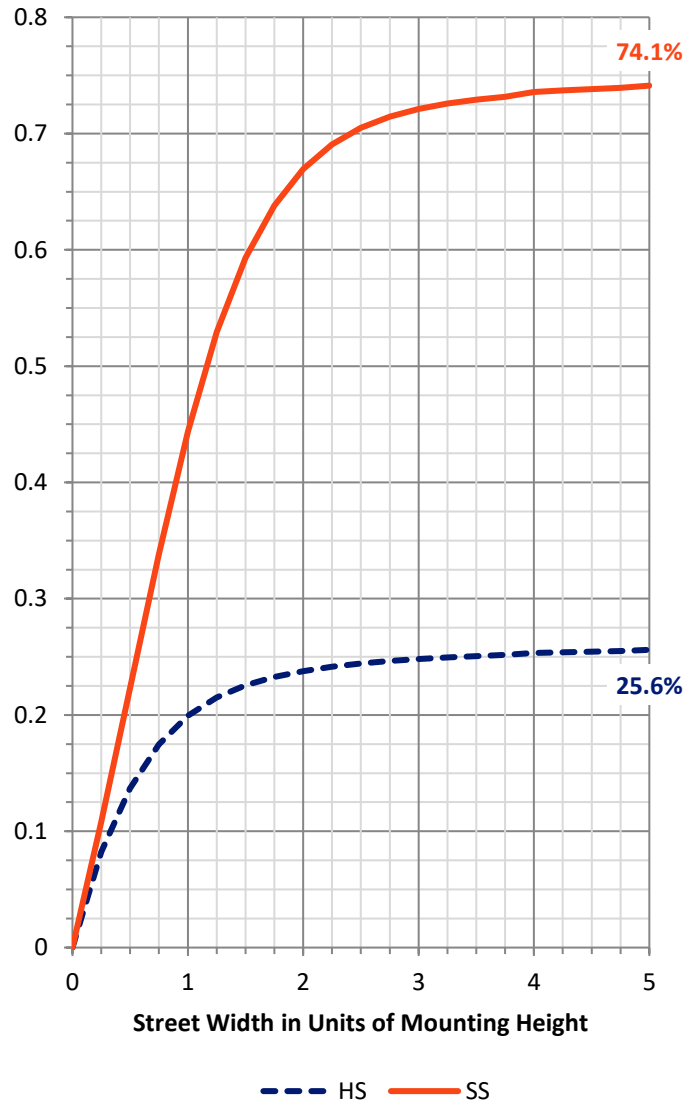
FLUX DISTRIBUTION:

		Downward	Upward	Total
House Side	Lumens	2384.0	0.0	2384.0
	% Fixture	25.8	0.0	25.8
Street Side	Lumens	6866.8	0.0	6866.8
	% Fixture	74.2	0.0	74.2
Total	Lumens	9250.7	0.0	9250.7
	% Fixture	100.0	0.0	100.0

Coefficient of Utilization

ZONAL LUMENS:

Zone	Lumens	% Fixture
0°-10°	152.3	1.6
10°-20°	453.7	4.9
20°-30°	762.1	8.2
30°-40°	1148.1	12.4
40°-50°	1558.7	16.8
50°-60°	1852.2	20.0
60°-70°	1890.3	20.4
70°-80°	1264.3	13.7
80°-90°	169.1	1.8
90°-100°	0.0	0.0
100°-110°	0.0	0.0
110°-120°	0.0	0.0
120°-130°	0.0	0.0
130°-140°	0.0	0.0
140°-150°	0.0	0.0
150°-160°	0.0	0.0
160°-170°	0.0	0.0
170°-180°	0.0	0.0
0°-90°	9250.7	100.0
0°-180°	9250.7	100.0



REPORT NUMBER: P867633

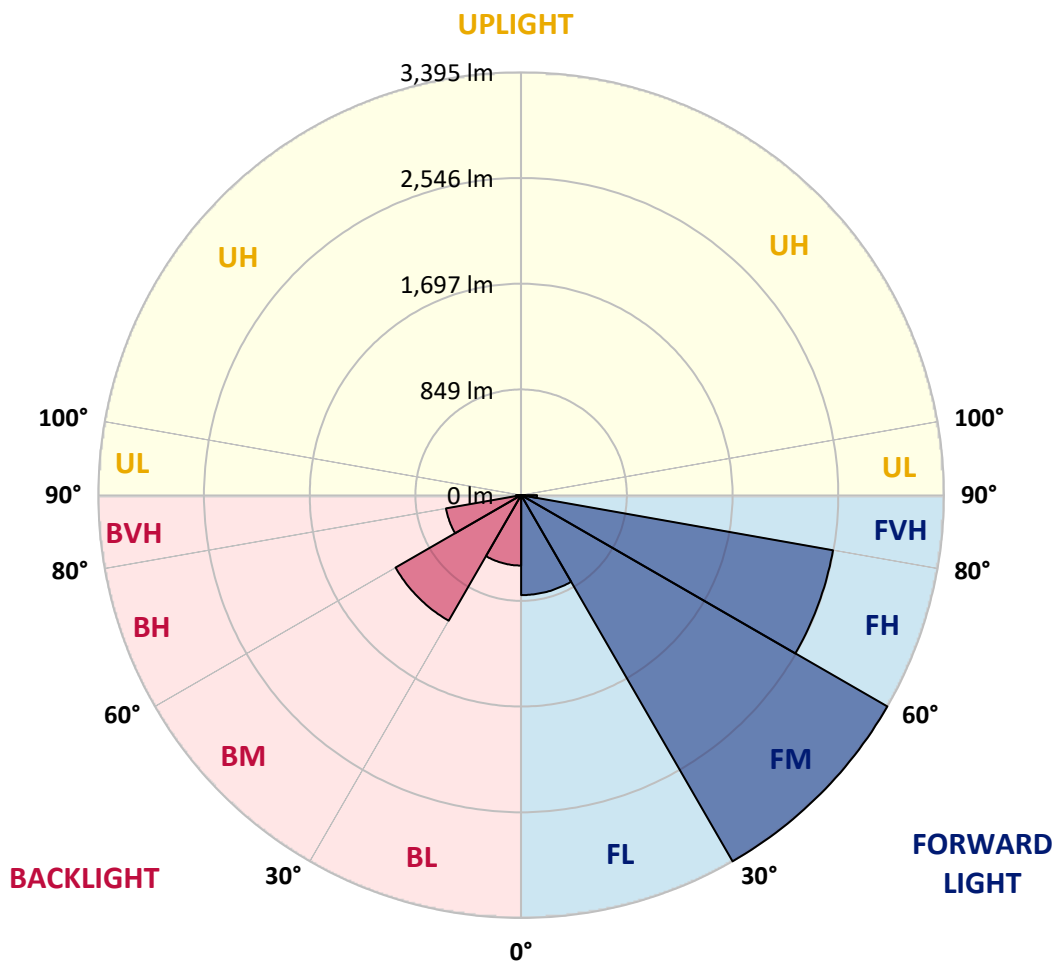
CATALOG NUMBER: MEM2-HTN-SA-60-750-U-T3

LUMINAIRE CLASSIFICATION SYSTEM LUMEN TABLE AND BUG RATING:

Zone	Lumens	% Fixture	Zone Rating/Lumen Limit		
			B	U	G
FL (0°-30°)	802.8	8.7			
FM (30°-60°)	3394.8	36.7			
FH (60°-80°)	2542.4	27.5			G2/5000
FVH (80°-90°)	126.7	1.4			G2/225
BL (0°-30°)	565.3	6.1	B2/1000		
BM (30°-60°)	1164.1	12.6	B2/2500		
BH (60°-80°)	612.1	6.6	B2/1000		G2/1000
BVH (80°-90°)	42.5	0.5			G1/100
UL (90°-100°)	0.0	0.0		U0/0	
UH (100°-180°)	0.0	0.0		U0/0	

BUG Rating: B2-U0-G2

Type III Medium





REPORT NUMBER: P867633

CATALOG NUMBER: MEM2-HTN-SA-60-750-U-T3

CANDELA DISTRIBUTION (FULL):

	0°	5°	15°	25°	35°	45°	55°	65°	66°	75°	85°
0°	1591.6	1591.6	1591.6	1591.6	1591.6	1591.6	1591.6	1591.6	1591.6	1591.6	1591.6
2.5°	1648.6	1641.3	1635.7	1639.4	1628.4	1632.1	1619.2	1610.0	1608.2	1604.5	1600.8
5°	1700.1	1700.1	1690.9	1690.9	1678.0	1676.2	1657.8	1637.6	1637.6	1624.7	1610.0
7.5°	1755.2	1751.5	1740.5	1738.7	1724.0	1720.3	1700.1	1668.8	1667.0	1643.1	1621.0
10°	1793.8	1795.6	1788.3	1788.3	1777.3	1768.1	1738.7	1705.6	1701.9	1670.7	1635.7
12.5°	1823.2	1826.9	1825.1	1825.1	1815.9	1815.9	1782.8	1738.7	1735.0	1694.6	1644.9
15°	1854.5	1852.6	1858.1	1860.0	1856.3	1850.8	1826.9	1775.4	1773.6	1720.3	1657.8
17.5°	1882.0	1880.2	1882.0	1891.2	1893.1	1893.1	1869.2	1815.9	1808.5	1751.5	1668.8
20°	1898.6	1902.2	1909.6	1920.6	1926.1	1940.8	1920.6	1863.7	1856.3	1784.6	1692.7
22.5°	1961.1	1950.0	1955.5	1962.9	1970.3	1990.5	1972.1	1913.3	1907.8	1834.2	1720.3
25°	2067.7	2067.7	2054.8	2041.9	2032.7	2041.9	2027.2	1970.3	1966.6	1878.4	1751.5
27.5°	2253.3	2253.3	2225.7	2177.9	2117.3	2100.7	2089.7	2030.9	2019.9	1926.1	1771.8
30°	2488.5	2495.9	2446.3	2365.4	2253.3	2179.8	2152.2	2087.9	2082.4	1973.9	1803.0
32.5°	2740.3	2755.0	2718.3	2600.7	2416.9	2273.5	2229.4	2163.2	2150.4	2030.9	1843.4
35°	2966.4	2981.1	2931.5	2821.2	2586.0	2409.5	2321.3	2245.9	2238.6	2104.4	1904.1
37.5°	3150.2	3153.9	3122.6	2988.5	2727.5	2523.5	2435.2	2345.2	2330.5	2192.6	1968.4
40°	3345.0	3359.7	3328.5	3163.1	2856.1	2646.6	2549.2	2464.7	2451.8	2284.5	2029.1
42.5°	3549.0	3547.2	3547.2	3313.8	2984.8	2749.5	2672.3	2578.6	2571.3	2378.3	2095.2
45°	3674.0	3681.4	3661.1	3403.8	3174.1	2856.1	2791.8	2723.8	2710.9	2508.8	2181.6
47.5°	3705.2	3688.7	3596.8	3473.7	3387.3	2966.4	2942.5	2902.1	2872.7	2652.1	2288.2
50°	3663.0	3637.2	3583.9	3504.9	3466.3	3098.7	3095.1	3115.3	3095.1	2826.7	2411.4
52.5°	3504.9	3501.2	3492.0	3510.4	3447.9	3203.5	3267.8	3337.7	3334.0	3005.0	2540.0
55°	3172.3	3196.1	3306.4	3422.2	3378.1	3275.2	3460.8	3595.0	3580.3	3214.5	2672.3
57.5°	2832.2	2856.1	2997.6	3273.3	3310.1	3352.4	3677.7	3887.2	3863.3	3442.4	2793.6
60°	2536.3	2510.6	2652.1	3049.1	3214.5	3422.2	3892.7	4183.1	4162.9	3670.3	2918.6
62.5°	2067.7	2093.4	2319.5	2722.0	3080.4	3466.3	4069.2	4451.4	4438.6	3879.8	3019.7
65°	1635.7	1600.8	1940.8	2378.3	2848.8	3451.6	4221.7	4703.2	4694.0	4085.7	3096.9
67.5°	1111.9	1088.0	1536.5	2036.4	2534.5	3334.0	4256.6	4872.3	4876.0	4207.0	3117.1
70°	749.9	738.8	1104.6	1565.9	2098.9	3080.4	4148.2	4907.2	4920.1	4238.2	3027.1
72.5°	553.2	551.4	808.7	1117.5	1562.2	2600.7	3852.3	4679.3	4703.2	4017.7	2762.4
75°	435.6	441.1	577.1	794.0	1042.1	1924.3	3240.3	4012.2	4048.9	3470.0	2293.7
77.5°	356.6	356.6	404.3	569.8	696.6	1194.6	2330.5	2937.0	3010.5	2677.8	1766.2
80°	288.6	294.1	299.6	397.0	461.3	681.9	1356.4	1959.2	2012.5	1865.5	1275.5
82.5°	158.1	169.1	163.6	205.8	231.6	316.1	538.5	792.1	873.0	777.4	578.9
85°	11.0	7.4	12.9	16.5	20.2	31.2	42.3	58.8	55.1	79.0	40.4
87.5°	1.8	1.8	1.8	3.7	3.7	5.5	7.4	7.4	7.4	7.4	7.4
90°	0.0	0.0	0.0	0.0	0.0	0.0	0.0	0.0	0.0	0.0	0.0



REPORT NUMBER: P867633

CATALOG NUMBER: MEM2-HTN-SA-60-750-U-T3

CANDELA DISTRIBUTION (continued):

	90°	95°	105°	115°	125°	135°	145°	155°	165°	175°	180°
0°	1591.6	1591.6	1591.6	1591.6	1591.6	1591.6	1591.6	1591.6	1591.6	1591.6	1591.6
2.5°	1599.0	1589.8	1575.1	1571.4	1565.9	1558.6	1551.2	1540.2	1536.5	1540.2	1543.9
5°	1600.8	1588.0	1564.1	1549.4	1534.7	1521.8	1507.1	1492.4	1483.2	1485.0	1492.4
7.5°	1606.3	1588.0	1551.2	1527.3	1503.4	1483.2	1459.3	1442.8	1431.7	1433.6	1439.1
10°	1613.7	1588.0	1543.9	1503.4	1470.3	1440.9	1417.0	1396.8	1385.8	1384.0	1385.8
12.5°	1615.5	1586.1	1527.3	1477.7	1437.3	1398.7	1372.9	1354.5	1343.5	1338.0	1341.7
15°	1621.0	1580.6	1510.8	1450.1	1400.5	1360.1	1328.8	1306.8	1299.4	1295.7	1293.9
17.5°	1628.4	1578.8	1496.1	1422.6	1363.7	1317.8	1290.2	1268.2	1259.0	1255.3	1259.0
20°	1639.4	1580.6	1479.5	1395.0	1330.7	1284.7	1253.5	1231.4	1224.1	1222.2	1220.4
22.5°	1654.1	1584.3	1466.7	1369.3	1293.9	1247.9	1216.7	1202.0	1196.5	1198.3	1198.3
25°	1668.8	1588.0	1448.3	1334.3	1255.3	1207.5	1185.5	1174.4	1178.1	1185.5	1185.5
27.5°	1681.7	1586.1	1422.6	1297.6	1209.4	1165.2	1148.7	1150.5	1159.7	1172.6	1174.4
30°	1698.2	1586.1	1395.0	1251.6	1157.9	1115.6	1111.9	1126.6	1141.3	1154.2	1154.2
32.5°	1724.0	1597.2	1372.9	1205.7	1104.6	1071.5	1088.0	1108.3	1124.8	1137.7	1141.3
35°	1768.1	1621.0	1358.2	1159.7	1053.1	1029.2	1060.5	1093.6	1104.6	1113.8	1115.6
37.5°	1810.4	1643.1	1339.8	1115.6	999.8	990.6	1032.9	1067.8	1069.7	1075.2	1075.2
40°	1850.8	1659.6	1316.0	1067.8	948.4	948.4	998.0	1027.4	1023.7	1018.2	1020.0
42.5°	1894.9	1668.8	1288.4	1023.7	906.1	906.1	946.5	972.3	970.4	977.8	983.3
45°	1948.2	1687.2	1251.6	983.3	862.0	854.6	887.7	909.8	937.3	970.4	979.6
47.5°	2021.7	1712.9	1222.2	939.2	825.2	799.5	812.4	858.3	889.6	917.1	920.8
50°	2098.9	1749.7	1196.5	893.2	781.1	735.2	746.2	797.7	816.0	827.1	832.6
52.5°	2181.6	1779.1	1174.4	854.6	735.2	669.0	683.7	733.3	746.2	755.4	757.2
55°	2253.3	1803.0	1146.9	817.9	685.5	606.5	624.9	672.7	685.5	696.6	696.6
57.5°	2328.6	1825.1	1128.5	786.6	632.2	555.1	567.9	615.7	634.1	637.8	643.3
60°	2391.1	1845.3	1111.9	757.2	582.6	509.1	518.3	560.6	582.6	584.5	588.1
62.5°	2435.2	1858.1	1102.8	720.5	533.0	463.2	470.5	512.8	538.5	544.0	545.9
65°	2462.8	1865.5	1086.2	672.7	490.7	424.6	424.6	466.8	492.6	505.4	509.1
67.5°	2449.9	1852.6	1042.1	617.5	452.1	386.0	384.1	426.4	448.5	455.8	457.6
70°	2350.7	1777.3	952.0	549.5	411.7	351.0	347.4	386.0	406.2	389.6	391.5
72.5°	2148.5	1606.3	828.9	481.5	369.4	318.0	314.3	347.4	349.2	349.2	347.4
75°	1810.4	1312.3	661.7	409.9	325.3	283.0	284.9	310.6	312.4	321.6	316.1
77.5°	1387.6	972.3	516.5	327.1	275.7	251.8	261.0	270.2	283.0	295.9	283.0
80°	1009.0	670.8	358.4	244.4	213.2	213.2	216.9	226.1	244.4	257.3	244.4
82.5°	431.9	295.9	165.4	121.3	104.8	102.9	104.8	104.8	128.7	132.3	115.8
85°	33.1	27.6	20.2	20.2	16.5	9.2	9.2	7.4	5.5	5.5	5.5
87.5°	7.4	5.5	5.5	5.5	3.7	3.7	3.7	3.7	3.7	3.7	3.7
90°	0.0	0.0	0.0	0.0	0.0	0.0	0.0	0.0	0.0	0.0	0.0

LM-79-2019: Approved Method: Electrical and Photometric Measurements of Solid-
State Lighting Products

Report Prepared for

Cooper Lighting Solutions

Streetworks

Report Number: SP1-2407-157-6

Test Date: 08/07/2024

Luminaire Tested: MEM2-HTN-SA-30-750-U-5WQ-2

Data in this report applies to families of products including MEM2-HTN-SA-30-750-U-5WQ-2

Test Information

Test Method: LM-79-2019
 Report Number: SP1-2407-157-6
 Test Lab: COOPER LIGHTING SOLUTIONS
 Photometer: SP1 - 76IN SPHERE
 Measurement Geometry: 4π
 Issue Date: 08/20/2024
 Manufacturer: COOPER LIGHTING SOLUTIONS
 Product Line: Streetworks
 Catalog Number: **MEM2-HTN-SA-30-750-U-5WQ-2**
 Description: Epic Modern Light Square 30W 5WQ Optic and Flare Trim

Spectral Parameters

CCT (K): 5094
 CIE u': 0.2082
 CIE v': 0.4867
 Duv: 0.0032
 CIE x: 0.3430
 CIE y: 0.3564
 CIE z: 0.3006
 Peak Wavelength (nm): 451
 Dominant Wavelength (nm): 568
 Purity: 9.86439
 Rf: 73.7
 Rg: 93

CRI (Ra):	72.0		
R1:	68.6	R9:	-39.6
R2:	78.1	R10:	47.6
R3:	84.6	R11:	68.2
R4:	71.6	R12:	41.4
R5:	69.6	R13:	70.4
R6:	69.4	R14:	91.4
R7:	80.9	R15:	61.4
R8:	53.1		



Test Conditions

Stabilization Time: 20M
 Operation Time: 1H 20M
 Sphere Temperature (°C): 24.2

REPORT NUMBER: SP1-2407-157-6

Measurement and Test Equipment			
Instrument	Identification Number	Calibration Date	Calibration Due Date
Photometer	IN0058	6/18/2024	12/18/2024
Power Meter	INXT2011004	2/8/2024	2/8/2025
AC Power Source	IN0063	10/24/2023	10/24/2024
DC Power Source	IN0208	10/24/2023	10/24/2024
Sphere Thermometer	IN0085	10/24/2023	10/24/2024
Room Thermometer	IN0046	10/24/2023	10/24/2024

REPORT NUMBER: SP1-2407-157-6

CIE 1931 Chromaticity Diagram



CIE 1931 Chromaticity Diagram with 2017 ANSI 7-Step and 4-Step Quadrangles



Point lies inside the ANSI 5000K 4-step quadrangle

REPORT NUMBER: SP1-2407-157-6

Photopic Flux vs. Wavelength



Photopic Lumens: NR

λ (nm)	Power W [^] /nm	Lumens (φ/nm)	λ (nm)	Power W [^] /nm	Lumens (φ/nm)	λ (nm)	Power W [^] /nm	Lumens (φ/nm)	λ (nm)	Power W [^] /nm	Lumens (φ/nm)	λ (nm)	Power W [^] /nm	Lumens (φ/nm)
360	0	NR	490	114	NR	620	361	NR	750	9	NR	880	0	NR
365	0	NR	495	145	NR	625	326	NR	755	8	NR	885	0	NR
370	0	NR	500	197	NR	630	294	NR	760	7	NR	890	0	NR
375	0	NR	505	259	NR	635	261	NR	765	6	NR	895	0	NR
380	0	NR	510	319	NR	640	232	NR	770	5	NR	900	0	NR
385	0	NR	515	373	NR	645	204	NR	775	4	NR	905	0	NR
390	0	NR	520	414	NR	650	179	NR	780	4	NR	910	0	NR
395	1	NR	525	445	NR	655	157	NR	785	3	NR	915	0	NR
400	3	NR	530	465	NR	660	136	NR	790	3	NR	920	0	NR
405	5	NR	535	482	NR	665	118	NR	795	2	NR	925	0	NR
410	9	NR	540	493	NR	670	102	NR	800	2	NR	930	0	NR
415	18	NR	545	505	NR	675	87	NR	805	2	NR	935	0	NR
420	36	NR	550	515	NR	680	75	NR	810	2	NR	940	0	NR
425	72	NR	555	527	NR	685	65	NR	815	1	NR	945	0	NR
430	134	NR	560	540	NR	690	56	NR	820	1	NR	950	0	NR
435	242	NR	565	550	NR	695	48	NR	825	1	NR	955	0	NR
440	407	NR	570	557	NR	700	41	NR	830	1	NR	960	0	NR
445	684	NR	575	561	NR	705	35	NR	835	1	NR	965	0	NR
450	988	NR	580	559	NR	710	30	NR	840	1	NR	970	0	NR
455	828	NR	585	551	NR	715	26	NR	845	1	NR	975	0	NR
460	473	NR	590	537	NR	720	22	NR	850	1	NR	980	0	NR
465	333	NR	595	516	NR	725	19	NR	855	0	NR	985	0	NR
470	232	NR	600	491	NR	730	16	NR	860	0	NR	990	0	NR
475	146	NR	605	461	NR	735	14	NR	865	0	NR	995	0	NR
480	113	NR	610	429	NR	740	12	NR	870	0	NR	1000	0	NR
485	106	NR	615	395	NR	745	10	NR	875	0	NR			

REPORT NUMBER: SP1-2407-157-6

Scotopic Flux vs. Wavelength



Scotopic Lumens: NR

S/P: 1.81

λ (nm)	Power W [^] /nm	Lumens (φ/nm)	λ (nm)	Power W [^] /nm	Lumens (φ/nm)	λ (nm)	Power W [^] /nm	Lumens (φ/nm)	λ (nm)	Power W [^] /nm	Lumens (φ/nm)	λ (nm)	Power W [^] /nm	Lumens (φ/nm)
360	0	NR	490	114	NR	620	361	NR	750	9	NR	880	0	NR
365	0	NR	495	145	NR	625	326	NR	755	8	NR	885	0	NR
370	0	NR	500	197	NR	630	294	NR	760	7	NR	890	0	NR
375	0	NR	505	259	NR	635	261	NR	765	6	NR	895	0	NR
380	0	NR	510	319	NR	640	232	NR	770	5	NR	900	0	NR
385	0	NR	515	373	NR	645	204	NR	775	4	NR	905	0	NR
390	0	NR	520	414	NR	650	179	NR	780	4	NR	910	0	NR
395	1	NR	525	445	NR	655	157	NR	785	3	NR	915	0	NR
400	3	NR	530	465	NR	660	136	NR	790	3	NR	920	0	NR
405	5	NR	535	482	NR	665	118	NR	795	2	NR	925	0	NR
410	9	NR	540	493	NR	670	102	NR	800	2	NR	930	0	NR
415	18	NR	545	505	NR	675	87	NR	805	2	NR	935	0	NR
420	36	NR	550	515	NR	680	75	NR	810	2	NR	940	0	NR
425	72	NR	555	527	NR	685	65	NR	815	1	NR	945	0	NR
430	134	NR	560	540	NR	690	56	NR	820	1	NR	950	0	NR
435	242	NR	565	550	NR	695	48	NR	825	1	NR	955	0	NR
440	407	NR	570	557	NR	700	41	NR	830	1	NR	960	0	NR
445	684	NR	575	561	NR	705	35	NR	835	1	NR	965	0	NR
450	988	NR	580	559	NR	710	30	NR	840	1	NR	970	0	NR
455	828	NR	585	551	NR	715	26	NR	845	1	NR	975	0	NR
460	473	NR	590	537	NR	720	22	NR	850	1	NR	980	0	NR
465	333	NR	595	516	NR	725	19	NR	855	0	NR	985	0	NR
470	232	NR	600	491	NR	730	16	NR	860	0	NR	990	0	NR
475	146	NR	605	461	NR	735	14	NR	865	0	NR	995	0	NR
480	113	NR	610	429	NR	740	12	NR	870	0	NR	1000	0	NR
485	106	NR	615	395	NR	745	10	NR	875	0	NR			

REPORT NUMBER: SP1-2407-157-6

Melanopic Flux vs. Wavelength



Melanopic Lumens: NR

M/P: 3.73

λ (nm)	Power W [^] /nm	Lumens (φ/nm)	λ (nm)	Power W [^] /nm	Lumens (φ/nm)	λ (nm)	Power W [^] /nm	Lumens (φ/nm)	λ (nm)	Power W [^] /nm	Lumens (φ/nm)	λ (nm)	Power W [^] /nm	Lumens (φ/nm)
360	0	NR	490	114	NR	620	361	NR	750	9	NR	880	0	NR
365	0	NR	495	145	NR	625	326	NR	755	8	NR	885	0	NR
370	0	NR	500	197	NR	630	294	NR	760	7	NR	890	0	NR
375	0	NR	505	259	NR	635	261	NR	765	6	NR	895	0	NR
380	0	NR	510	319	NR	640	232	NR	770	5	NR	900	0	NR
385	0	NR	515	373	NR	645	204	NR	775	4	NR	905	0	NR
390	0	NR	520	414	NR	650	179	NR	780	4	NR	910	0	NR
395	1	NR	525	445	NR	655	157	NR	785	3	NR	915	0	NR
400	3	NR	530	465	NR	660	136	NR	790	3	NR	920	0	NR
405	5	NR	535	482	NR	665	118	NR	795	2	NR	925	0	NR
410	9	NR	540	493	NR	670	102	NR	800	2	NR	930	0	NR
415	18	NR	545	505	NR	675	87	NR	805	2	NR	935	0	NR
420	36	NR	550	515	NR	680	75	NR	810	2	NR	940	0	NR
425	72	NR	555	527	NR	685	65	NR	815	1	NR	945	0	NR
430	134	NR	560	540	NR	690	56	NR	820	1	NR	950	0	NR
435	242	NR	565	550	NR	695	48	NR	825	1	NR	955	0	NR
440	407	NR	570	557	NR	700	41	NR	830	1	NR	960	0	NR
445	684	NR	575	561	NR	705	35	NR	835	1	NR	965	0	NR
450	988	NR	580	559	NR	710	30	NR	840	1	NR	970	0	NR
455	828	NR	585	551	NR	715	26	NR	845	1	NR	975	0	NR
460	473	NR	590	537	NR	720	22	NR	850	1	NR	980	0	NR
465	333	NR	595	516	NR	725	19	NR	855	0	NR	985	0	NR
470	232	NR	600	491	NR	730	16	NR	860	0	NR	990	0	NR
475	146	NR	605	461	NR	735	14	NR	865	0	NR	995	0	NR
480	113	NR	610	429	NR	740	12	NR	870	0	NR	1000	0	NR
485	106	NR	615	395	NR	745	10	NR	875	0	NR			

Summary

$R_f = 73.7$
 $R_g = 93$
 $CIE R_a = 72.0$
 $R_9 = -39.6$



Color Vector Graphics

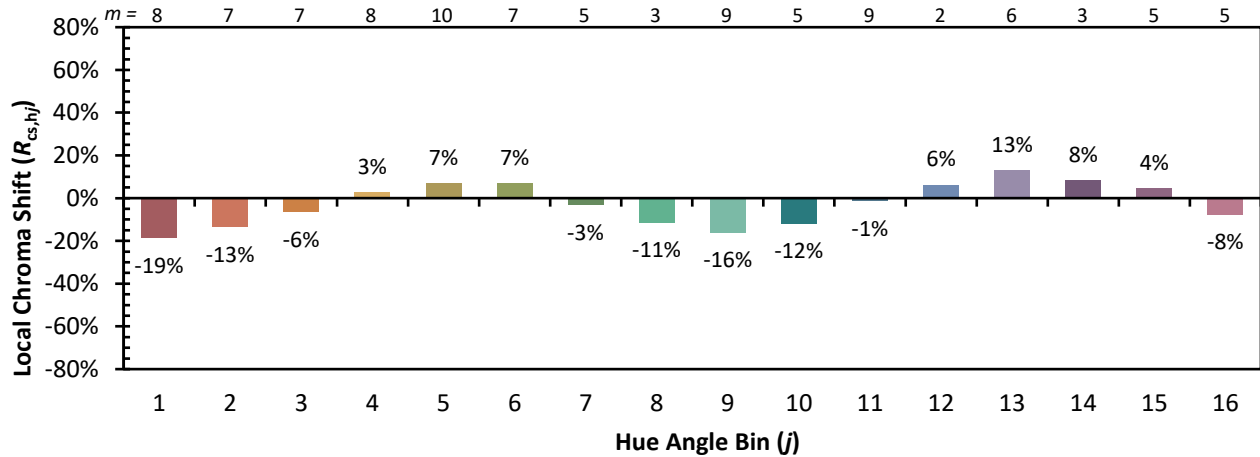


Individual Sample Fidelity Index ($R_{f,i}$)

CES01 = 85	CES26 = 62	CES51 = 90	CES76 = 50
CES02 = 59	CES27 = 88	CES52 = 89	CES77 = 67
CES03 = 30	CES28 = 80	CES53 = 79	CES78 = 53
CES04 = 69	CES29 = 69	CES54 = 84	CES79 = 80
CES05 = 46	CES30 = 88	CES55 = 83	CES80 = 77
CES06 = 50	CES31 = 72	CES56 = 74	CES81 = 78
CES07 = 38	CES32 = 62	CES57 = 73	CES82 = 90
CES08 = 38	CES33 = 82	CES58 = 73	CES83 = 90
CES09 = 29	CES34 = 69	CES59 = 86	CES84 = 85
CES10 = 72	CES35 = 83	CES60 = 88	CES85 = 77
CES11 = 56	CES36 = 87	CES61 = 82	CES86 = 75
CES12 = 61	CES37 = 78	CES62 = 81	CES87 = 76
CES13 = 41	CES38 = 98	CES63 = 73	CES88 = 81
CES14 = 74	CES39 = 96	CES64 = 63	CES89 = 72
CES15 = 70	CES40 = 91	CES65 = 60	CES90 = 80
CES16 = 46	CES41 = 96	CES66 = 56	CES91 = 71
CES17 = 49	CES42 = 79	CES67 = 53	CES92 = 58
CES18 = 55	CES43 = 78	CES68 = 63	CES93 = 74
CES19 = 71	CES44 = 99	CES69 = 72	CES94 = 52
CES20 = 63	CES45 = 86	CES70 = 55	CES95 = 64
CES21 = 85	CES46 = 85	CES71 = 46	CES96 = 76
CES22 = 77	CES47 = 89	CES72 = 82	CES97 = 86
CES23 = 91	CES48 = 80	CES73 = 45	CES98 = 76
CES24 = 90	CES49 = 83	CES74 = 90	CES99 = 62
CES25 = 71	CES50 = 89	CES75 = 48	



Color Rendition by Hue-Angle Bin



Measure Comparisons



(END OF REPORT)